



Annual Scorecard “Bootcamp”

Presented by
Sarah Mansell & Allegra Selzer
Community Impact Team
June 18, 2026



Today's Agenda

I. History and Overview

II. Available Resources


III. Entering Fiscal Year Outcomes Data

- Numerical data & narrative explanation instructions
- Alignment with UWSC priorities
- “What Works: Annual Impact Story” directions

IV. Leveraging Scorecard

- How to download graphs

V. Q & A



1

HISTORY & OVERVIEW OF SCORECARD



What is Clear Impact Scorecard?




- A results-based accountability tool
 - To learn more, see [July 2021 Results-Based Accountability workshop](#)
- A web-based software app to manage data; no special plug-ins or downloads needed
 - Log in at <https://app.resultsscorecard.com>
- Purchased by UWSC in 2016. Costs now shared by the City of Ames, Story County, and UWSC. Annual fee of \$264/license.
- Each partner agency has its own Scorecard, with a separate section for each ASSET-funded program. (Non-funded partners *also* report.)
- Reporting is part of the annual United Way of Story County-Partner Agency contract

What is Clear Impact Scorecard?

- [Written Help Articles and Video Tutorials](#)

Definition of a “Scorecard”:

- A collection of results, indicators, programs, and performance measures gathered for presentation
- Like a *blank canvas* to tell the story of the work being done



Example Scorecard

Legal Aid Society of Story County | Objects | Tools | Support | UWSC | Anneke Mun

Legal Aid Society of Story County


Scorecard View

Funded by County, County Local Option, UW, ISU Student Gov't, City

Legal Aid Civil

	Most Recent Period	Current Actual Value	Current Trend	Baseline % Change
+ PM Legal Aid # of unduplicated clients served in the fiscal year	FY20-21	156	↘ 1	-16% ↘
+ PM Legal Aid # of unique cases worked on in the fiscal year	FY20-21	175	↘ 1	-26% ↘
+ PM Legal Aid # of new cases opened in the fiscal year	FY20-21	94	↘ 3	-24% ↘
+ PM Legal Aid # of clients that improved financial situation in applicable cases (based on attorney assessment)	FY20-21	40	↘ 1	-48% ↘
+ PM Legal Aid % of clients that improved financial situation	FY20-21	22.9%	↗ 2	-30% ↘
+ PM Legal Aid # of clients who returned the Legal Aid Client Evaluation survey	FY20-21	21	↘ 1	-28% ↘
+ PM Legal Aid # surveyed that report improved quality of life	FY20-21	19	↘ 1	-27% ↘
+ PM Legal Aid % surveyed that report improved quality of life	FY20-21	90.5%	↘ 1	1% ↗
+ PM Legal Aid # surveyed who have increased awareness of safety	FY20-21	18	↗ 2	-18% ↘
+ PM Legal Aid % surveyed who have increased awareness of safety	FY20-21	85.7%	↗ 2	13% ↗

What is Clear Impact Scorecard?



Performance Measure

A measure of how well a program, agency or service system is working.

Three Types

1. How much did we do?
2. How well did we do it?
3. Is anyone better off?

Why Use Clear Impact Scorecard?

Rationale for Partner Agencies

- A powerful way to show community needs (ex: numbers served, wait lists)
- Clear way to track impact – i.e the extent to which programs are impacting these needs – and to chart trends
- A tool that can be used by agencies for tracking outputs and impact *beyond* ASSET-funded programs
- A tool that helps streamline reporting (i.e. idea is to avoid duplication and extra work for all)



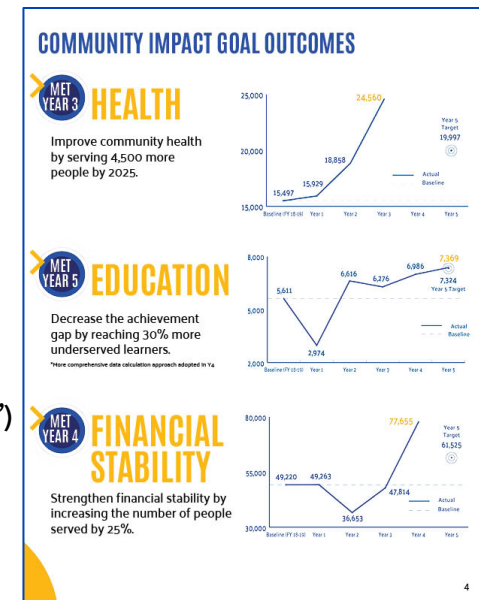
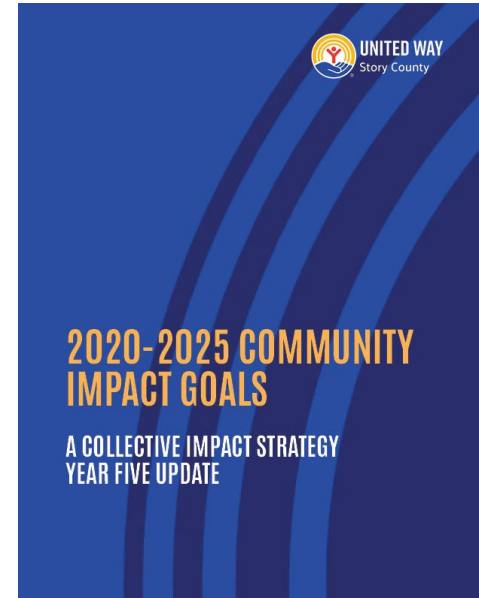
Why Use Clear Impact Scorecard?

Rationale for United Way and other ASSET Funders

- A tool to determine whether investments are making a difference in identified priority areas
- A tool to help direct future allocations
- Provides information on unmet needs

For United Way specifically:

- Helps UWSC measure collective impact on community needs and impact goals
- Historically, was a requirement for United Way Worldwide
 - UWSC reports data annually through surveys (“Global Results Framework,” then “Thriving United Framework”)



2

RESOURCES TO HELP YOU



UWSC's "Toolkit for Partner Agencies"

www.uwstory.org/toolkit-partner-agencies



ABOUT US

IMPACT

GET INVOLVED

PARTNERSHIPS

NEWS

GET HELP

DONATE

TAKE ACTION



GRANTS

2026 Major Grant
Golf Fore Kids Grants
Grant Process FAQs
Impact Grants

PARTNER AGENCIES

Toolkit for Partner Agencies

Toolkit for Partner Agencies

Below are resources to help our partner agencies show their impact on our county's most pressing needs. If you have questions or need additional assistance, please contact Sarah Mansell, Community Impact Director, at smansell@uwstory.org OR 515-268-5142.



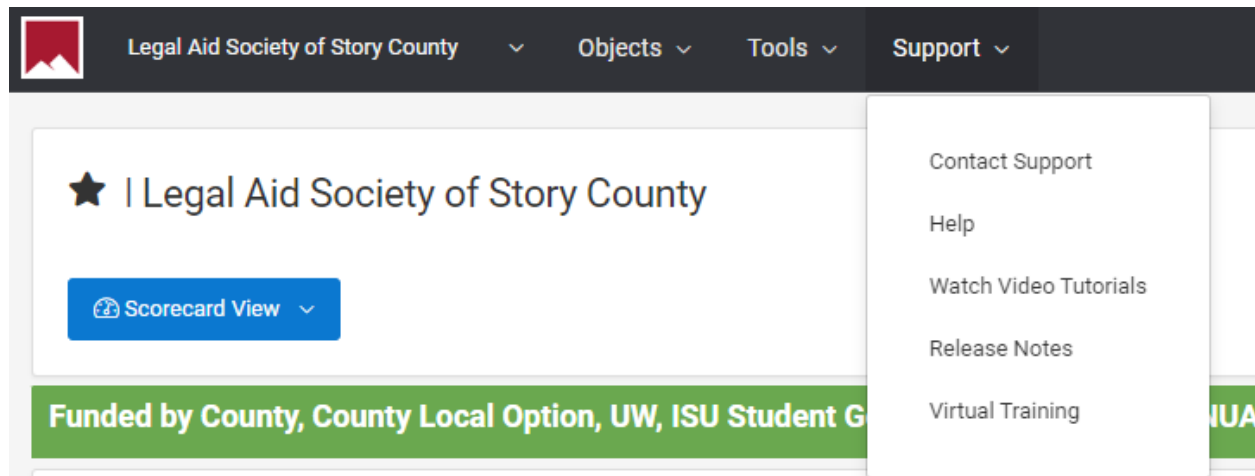
Use the link above, or from www.uwstory.org,
hover your mouse over **Partnerships** and
click on **Toolkit for Partner Agencies** when the menu pops up

Other Helpful Resources and Quick Links

- [UWSC's Comprehensive Strategy Map](#) - Adopted 2023
- [ASSET](#) - Analysis of Social Services Team
- [ASSET Funder Priorities](#) for UWSC, City of Ames, Story County, ISU Student Government
- [UWSC Clear Impact Scorecard Case Study](#)

Clear Impact Scorecard – Embedded Resources

Within Scorecard itself, there are many additional tools under the “Support” tab:



Scorecard Video Tutorials

A series of videos that demonstrate how to use Scorecard 7.0

- [Video 1: Scorecard UI Tour](#)
- [Video 2: What is a Scorecard?](#)
- [Video 3: Creating a Scorecard](#)
- [Video 4: Entering Scorecard Data](#)
- [Video 5: Viewing and Editing Scorecards and Scorecard Objects](#)
- [Video 6: Displaying and Interpreting Measure Data](#)
- [Video 7: Actions and Gantt Chart](#)
- [Video 8: Site-Level Settings](#)

UWSC Checklist and Deadlines

INCLUDES KEY SCORECARD RELATED DATES:

By 11:59 PM on Thursday, July 30, 2026: ALL agencies (except summer programs on Wednesday, September 23)

- Report FY26 program data *and* update program information (*July 1, 2025 thru June 30, 2026)
- Submit FY26 “What Works” impact story, with accompanying signed release and photo(s)

By December 15, 2026 (ASSET-funded agencies only)

- Submit Mid-Year Updates within Scorecard (report on July 1 – November 30, 2026)

3


ENTERING INFORMATION INTO SCORECARD



Scorecard Basics

- Open “[Basic Instructions for Data Entry](http://www.uwstory.org/toolkit-partner-agencies)” document at www.uwstory.org/toolkit-partner-agencies
- Then follow instructions there, starting with logging in at <https://app.resultsscorecard.com>

- **Important Reminders:**

- Click on this icon to get back to your homepage 
- Use “Story Behind The Curve” section or “Comments” box to explain your calculations and/or when data shows significant changes
- Don’t forget to update narrative information on your programs (What We Do; Who We Serve; How We Impact)
- Click on username to LOG-OFF

Entering Your “What Works-Impact Story”

Impact Stories (STORY, PHOTO & RELEASE DUE ANNUALLY ON JULY 31 OR EARLIER)

P
Impact Stories
What Works: Annual Impact Stories

What Works 2020 2019 FY21-22 FY22-23 FY23-24 Impact Story FY24-25 Impact Story

UWSC “[What Works: Impact Stories Basic Directions](#)” document provides step-by-step directions.

Some Key Points:

- Provide one impactful story [from that fiscal year](#); should feature a program that UWSC funds*
- Must submit a [signed release](#) for the story (from featured client(s) or staff)
- Must submit a [high-resolution photo](#)
- Due no later than [July 30, 2026](#)

* If you are not ASSET-funded, please highlight any program on which you report data.*

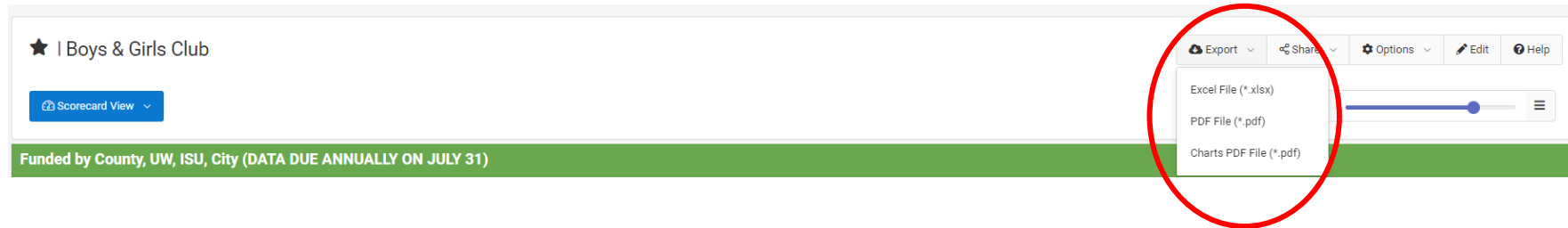
4

SHARING YOUR DATA WITH OTHERS

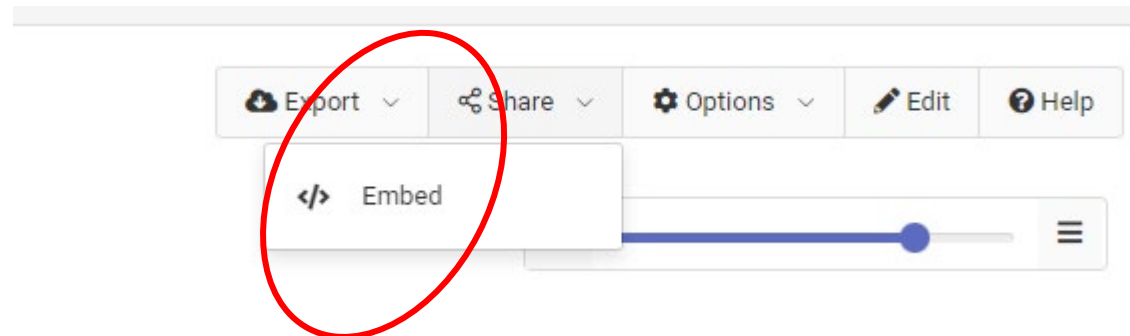


Several Options for Sharing Data:

- You may export your data as an Excel, PDF, or Charts PDF file:

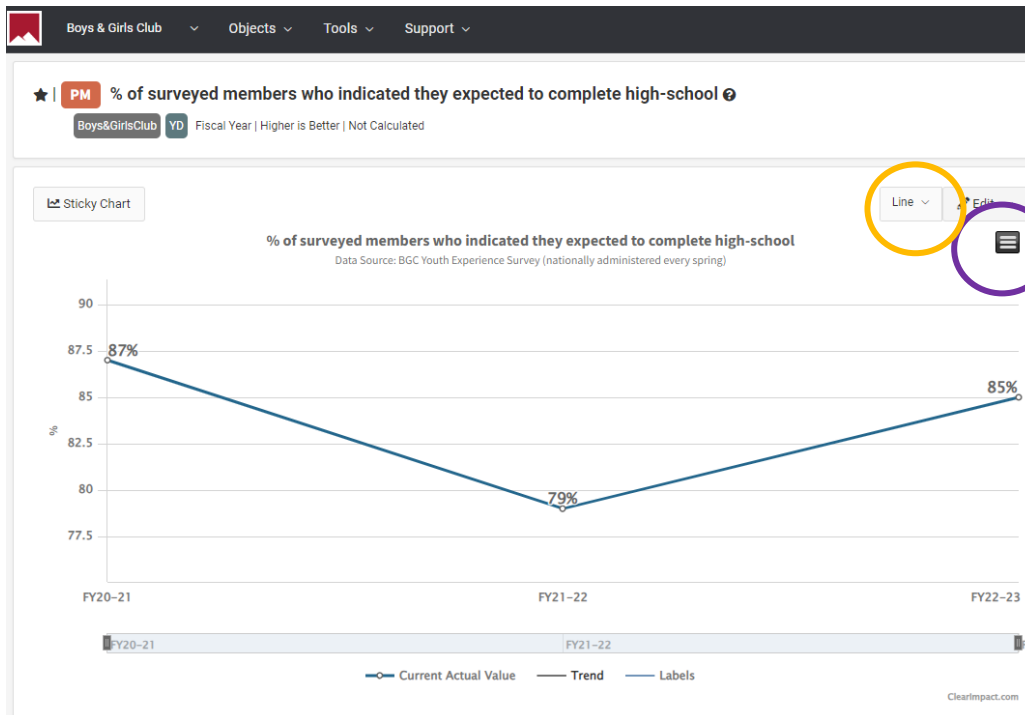


- You may embed your Scorecard into your website or elsewhere:



Sharing Scorecard Graphs and Trend Lines:

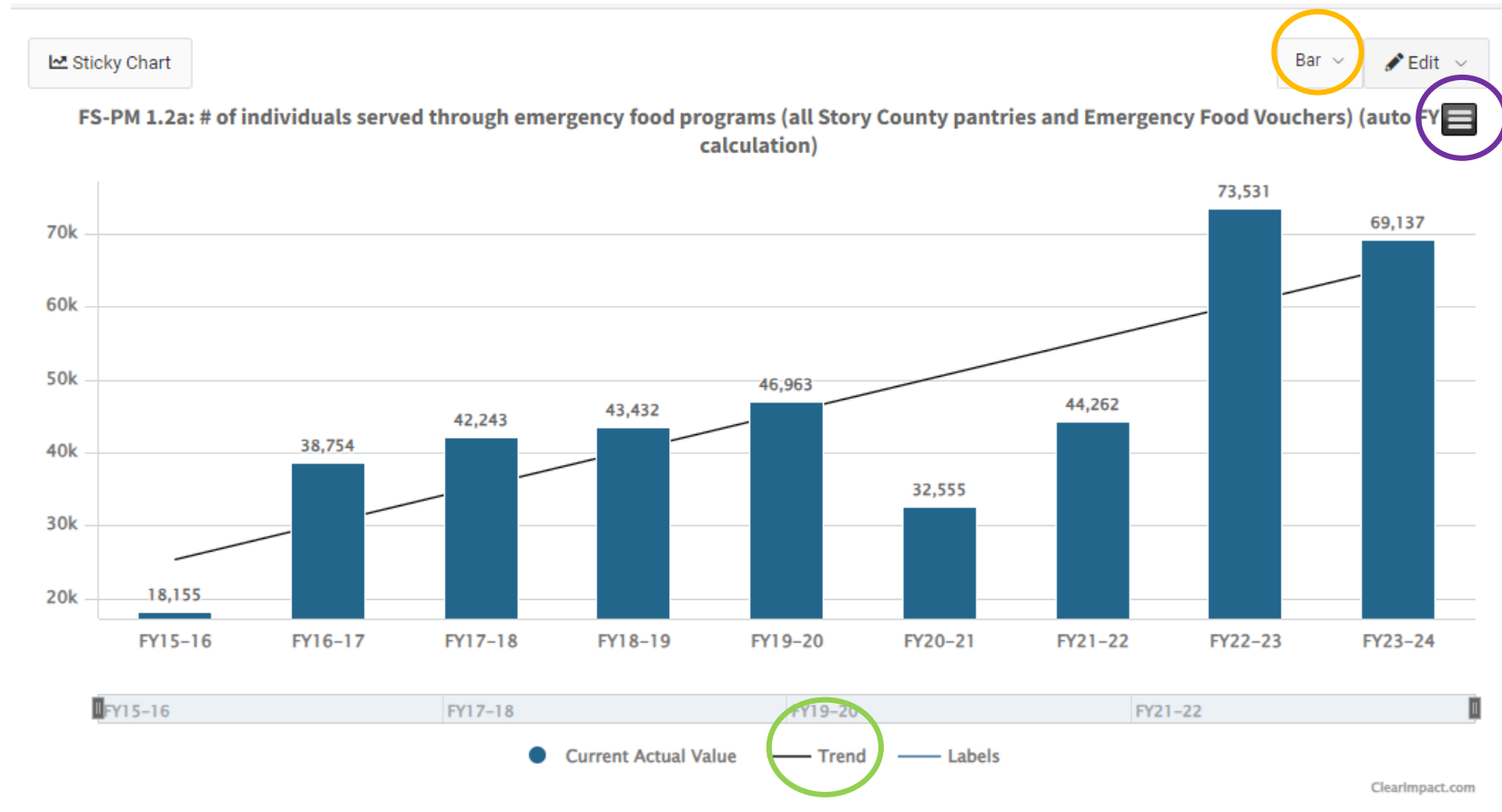
1. Click on the performance measure itself -> new screen
2. Select if you want your data shown in line or bar graph form (*yellow*)
3. Select what kind of file you want (*purple*)



File Options:

- PNG
- JPEG
- PDF
- SVG Vector Image

4. Consider adding a trend line for more impact *(green)*



Using “Scorecard View” to Present Data in Different Ways:

The screenshot shows a dashboard header with navigation links: ACPC, Objects, Tools, and Support. Below the header, there is a star icon and the text 'ACPC'. A paragraph of text reads: 'Following a meeting of UWSC's CI Director and ACPC's leadership, several min explanation in the Story Behind The Curve section. - AM'. A blue bar contains the text 'DUE ANNUALLY ON JULY 31)'. Below this, a green circle highlights a 'Scorecard View' dropdown menu. The menu options are: Strategy Map, Scorecard Tiles, and Gantt Chart. Below the menu, the text 'ywide - ACPC' is visible.

Example of “Scorecard Tiles”:



4 QUESTIONS?



Before you sign off, please complete this brief exit survey. Thank you!



Friendly Reminders for Our Partners

1. **June 30** - Day of Caring 2025 project proposals are due (DoC is 9/11/26) at <https://www.uwstory.org/form/day-of-caring-project-requests-f>
2. **July 30** - Scorecard entries are due, including “What Works” impact stories.
 - For a very limited number of programs (summer-only – you know who you are!), September 23 is your data due date



Landscaping/Weeding

Painting/Staining

Sorting old materials

Cleaning up walkways

Building something

Shredding/office organization

Assembling kits/packets

Organizing storage spaces

Social media projects

Delivering materials places

Filling little free libraries

Reading to children

Creating hygiene kits

Rake leaves

Mowing

Install wheelchair ramps

Washing organizations cars

Hosting a drive

Creating logistics for events

After school program volunteers

Pick up trash

Restock items

Visit care facilities

Childcare for an event

Sign people up to vote

Design a mural or flyer

Make cards for staff/volunteers

Write letters to elected officials

Staff appreciation event

Work a yard sale shift

Update your website

Plant a community garden



UNITED WAY
Story County

Questions?

Sarah Mansell

Community Impact Director

515-268-5142

SMansell@uwstory.org

